

FURUNO

SOLID STATE DOPPLER RADAR

Model DRS6A-NXT

Model DRS4D-NXT

NEW



More details on
www.furuno.com



The **NXT** chapter in Radar

DRS4D-NXT

Radome type



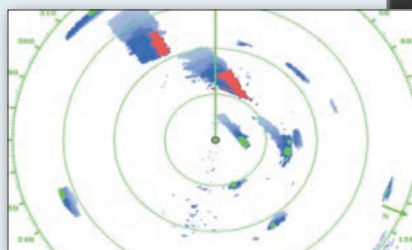
DOPPLER



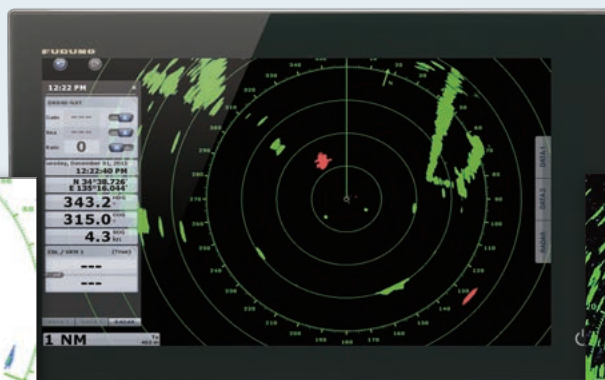
TARGET ANALYZER

Target Analyzer™ function utilizing Doppler technology spots hazardous targets instantly!

The DRS4D-NXT and the DRS6A-NXT are the first radars in the world to use FURUNO's exclusive Target Analyzer™ function. Targets that are approaching your vessel automatically change color to help you identify potentially dangerous targets. Green echoes are targets that stay stationary, or are moving away from you, while red echoes are hazardous targets that are moving towards your vessel. Echoes dynamically change colors as targets approach, or get farther away from your vessel. Target Analyzer™ improves situational awareness and can increase safety by showing you which targets to look out for. Additionally, when the rain mode is activated, rain echoes are shown in blue. This mode is particularly useful as it has the capability to detect targets masked by rain clutters.




Target Analyzer™ clearly shows hazardous targets in bright red (Echo trail activated)



NavNet TZtouch2

Approaching targets are displayed in red

- Approaching targets
- Others
- Rain (Rain mode must be "on")



When the rain mode is "on" rain echoes are shown in blue

▶ Solid-State pulse compression Doppler Radar

No preheating time, low energy consumption (no use of a magnetron)

▶ Revolutionary Target Analyzer™ function instantly identifies hazardous targets

▶ Fast Target Tracking™ and Auto Target Acquire function, up to 100 targets

▶ RezBoost™ beam sharpening to increase the resolution

▶ Effective horizontal beam*

Can reach a value of 0.7° with DRS6A-NXT (XN13A), and 2.0° with DRS4D-NXT (when using RezBoost™) *the lower the better

▶ Bird Mode to find the best fishing grounds by tracking birds

▶ Simple installation, no need to open the radome (DRS4D-NXT only), external PSU is not required

▶ New smart-connector cable for retrofitting existing DRS cable installations (DRS4D-NXT only)

technology!



Enhanced analytics and improved detection to keep your journey safe

DRS6A-NXT

Open array type

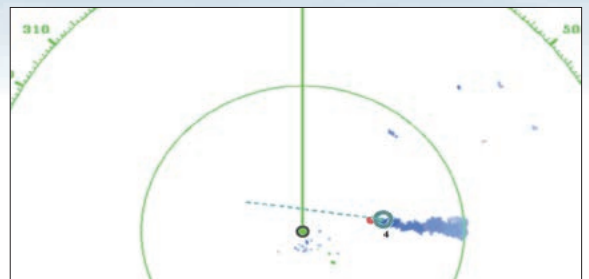
*3 antenna lengths : 3.5 ft (XN10A), 4 ft (XN12A), 6 ft (XN13A)

Fast Target Tracking™ and Auto Target Acquire function

With **Fast Target Tracking™** activated, it only takes a few seconds for a vector to be displayed once the target is selected, manually or automatically with the **Auto Target Acquire function**.

When the **Auto Target Acquire** function is **on**, approaching targets within 3NM range from own ship, which are potentially hazardous, are automatically acquired by Doppler calculation and will trigger an alarm*.

Together, Up to 100 targets can be acquired simultaneously, increasing considerably the safety and simplifying estimation of other vessel's course and speed.



Approaching vessel with target vector and trail

*TCPA setting required


RezBoost™ beam sharpening



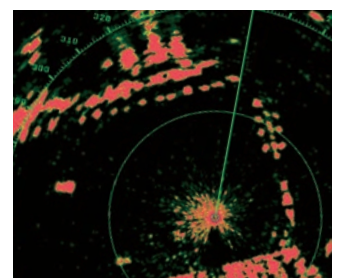
FURUNO's exclusive RezBoost™ technology has been incorporated into our Radar units for enhanced resolution and impressive performance.

With RezBoost™ set to MAX, the sharpness offers an incredibly detailed image with more targets and less clutter.

(the pictures show images captured by the DRS4D-NXT with Standard RezBoost™ and Max RezBoost™)

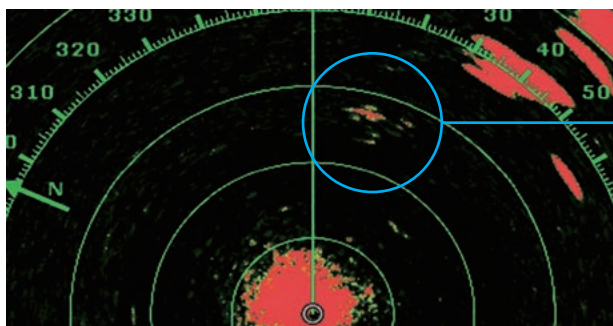


RezBoost™ standard (DRS4D-NXT)




RezBoost™ Enhanced, MAX setting (DRS4D-NXT)

Bird Mode



Bird echoes



Actual scene

DRS6A-NXT and DRS4D-NXT feature a new Bird Mode that helps you identify birds gathering around schools of fish at the sea surface. The Bird Mode adjusts the gain and sea settings automatically for optimal visibility.

SPECIFICATIONS OF

Model DRS6A-NXT / Model DRS4D-NXT

ANTENNA

DRS6A-NXT

Vertical beam width 22°
Horizontal beam width 2.3° (XN10A), 1.9° (XN12A), 1.4° (XN13A)
Antenna rotation speed 24/36/48 rpm range coupled or 24 rpm fixed



DRS4D-NXT

Vertical beam width 25° (-3dB)
Horizontal beam width 3.9° (-3dB) Adjustable between 2.0° and 3.9° (effective with RezBoost control)
Antenna rotation speed 24/36/48 rpm range coupled or 24 rpm fixed (select)



RADAR FUNCTION

Tx frequency

3 channel, auto/manual selectable

Channel	P0N (MHz)	Q0N (MHz)
1	9380	9400
2	9400	9420
3	9420	9440

Output power

25 W

Pulse Length, Pulse Repetition Rate and Range Scales

	DRS6A-NXT	DRS4D-NXT
Range Scales[NM]	0.0625-72	0.0625-36
Pulse length(P0N)[us]	0.04-1.2	0.08-1.2
Pulse length(Q0N)[us]	5-48	5-18
PRR[Hz]	700-2000	1100
Tx frequency[MHz]	9380-9440	

Minimum range

DRS6A-NXT: 10 m, DRS4D-NXT: 20 m

Range resolution

DRS6A-NXT: 10 m, DRS4D-NXT: 20 m

Range accuracy

1% of range in use or 10 m, whichever is the greater

Bearing accuracy

±1°

INTERFACE

Number of ports

LAN: 1 port, Ethernet, 100Base-TX, RJ45

Data sentences

IEC61162-1/2

Input

GGA, GLL, GNS, HDG, HDM, HDT, RMA, RMC, THS, VHW, VTG

POWER SUPPLY

DRS6A-NXT: 12/24 VDC: 9.5/5.0 A max.

DRS4D-NXT: 12-24 VDC: 2.5-1.3 A

ENVIRONMENT

Ambient temperature

-25 °C to +55 °C (storage: -30 °C to +70 °C)

Relative humidity

DRS6A-NXT: 95% or less at +40 °C

DRS4D-NXT: 93% or less at +40 °C

Degree of protection

DRS6A-NXT: IP56

DRS4D-NXT: IP26

Vibration

IEC 60945 Ed.4

EQUIPMENT LIST

DRS6A-NXT

Standard

Scanner Unit (RSB-137-119),
Radiator, Installation Materials, Spare Parts
LAN cable 2/5/10 m, Joint Box (TL-CAT-012)

Option

DRS4D-NXT

Standard

Radar Sensor (RSB-135-115), Installation Materials,
Spare Parts

Option

Radome Mount (OP03-208),
(OP03-239)LAN cable 2/5/10 m, Joint Box (TL-CAT-012)

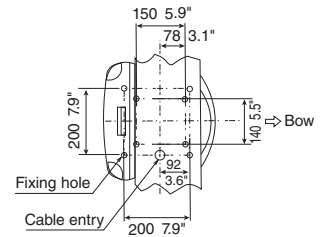
Antenna Unit

DRS6A-NXT

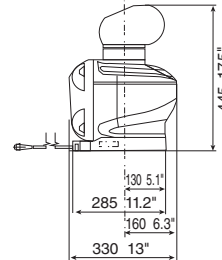
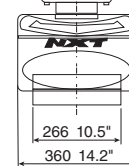

XN10A 20 kg 44.1 lb

XN12A 21 kg 46.3 lb

XN13A 23 kg 50.7 lb

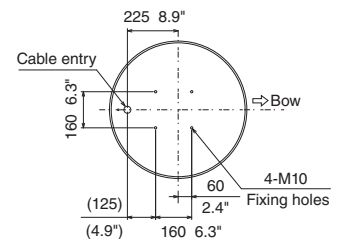
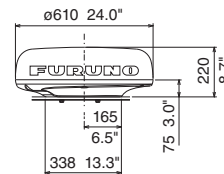


XN10A 1036 40.8"
XN12A 1255 49.4"
XN13A 1795 70.7"




DRS4D-NXT

7.3 kg 16.1 lb



Interconnection Diagram

Radar Sensor DRS6A-NXT / DRS4D-NXT



Ethernet

DRS6A-NXT compatible software version: 5.0.1 or later (TZT/TZT2)
DRS4D-NXT compatible software version: 4.2.1 (TZT), 3.0.1 (TZT2) or later

Beware of similar products

All brand and product names are registered trademarks, trademarks or service marks of their respective holders.

SPECIFICATIONS SUBJECT TO CHANGE WITHOUT NOTICE

FURUNO ELECTRIC CO., LTD.
Japan | www.furuno.com

FURUNO U.S.A., INC.
U.S.A. | www.furunousa.com

FURUNO PANAMA S.A.
Republic of Panama | www.furuno.com.pa

FURUNO (UK) LIMITED
U.K. | www.furuno.co.uk

FURUNO NORGE A/S
Norway | www.furuno.no

FURUNO DANMARK A/S
Denmark | www.furuno.dk

FURUNO SVERIGE AB
Sweden | www.furuno.se

FURUNO FINLAND OY
Finland | www.furuno.fi

FURUNO POLSKA Sp. Z o.o.
Poland | www.furuno.pl

FURUNO DEUTSCHLAND GmbH
Germany | www.furuno.de

FURUNO FRANCE S.A.S.
France | www.furuno.fr

FURUNO ESPAÑA S.A.
Spain | www.furuno.es

FURUNO ITALIA S.R.L.
Italy | www.furuno.it

FURUNO HELLAS S.A.
Greece | www.furuno.gr

FURUNO (CYPRUS) LTD
Cyprus | www.furuno.com.cy

FURUNO EURUS LLC
Russian Federation | www.furuno.ru

FURUNO SHANGHAI CO., LTD.
China | www.furuno.com/cn

FURUNO CHINA CO., LTD.
Hong Kong | www.furuno.com/cn

FURUNO SINGAPORE
Singapore | www.furuno.sg

PT FURUNO ELECTRIC INDONESIA
Indonesia | www.furuno.id

2-B-17113SK

Catalogue No. CA000001190